

Kestrel®
Rely on us.

INTRODUCING
SHADOW
GAP

NatureClad

FEEL THE GREAT OUTDOORS





NatureClad[®]

FEEL THE GREAT OUTDOORS

Introducing the NatureClad collection; the ultimate wood effect cladding system with a natural look and feel.

NatureClad requires no maintenance and is a long-lasting alternative to timber cladding, stylishly helping to protect your building from the elements.

- Available in Double Feather Edge and Double Shiplap profiles
- Shadow Gap and Shadow Gap Plus profiles added to the range
- High-definition woodgrain texture
- Super-matt finish
- Durable and easy to clean
- Lightweight cellular PVC
- Quick to install
- Available in six contemporary wood tones
- Consistent colour; no batch matching necessary
- Trims and joints available in matching wood tones

NatureClad is versatile and can be used in numerous ways:

- Feature panels
- Lower/upper storey covering
- Extensions
- Gable elevations
- Bay windows
- Dormers
- Outhouses
- Garden rooms

Shadow Gap & Shadow Gap Plus

Shadow Gap and Shadow Gap Plus, the exciting new additions to the NatureClad collection.

NatureClad **Shadow Gap** and **Shadow Gap Plus** offers a modern cladding profile with a narrow channel between boards, creating a distinctive & stylish shadow effect.

NatureClad **Shadow Gap** has a fully foiled face, whereas **Shadow Gap Plus** has the same profile but with a spin; the channel between adjoining profiles has an exposed black co-extruded line, further emphasising the shadow gap.

This **innovative design** creates a dramatic and architecturally interesting aesthetic, akin to a pinstriped effect.

Shadow Gap and **Shadow Gap Plus** single plank profiles support **horizontal, diagonal** and **vertical** installation to give design flexibility and to meet evolving customer trends and market demands.

Offering the effect of natural wood without the added weight, these PVC profiles deliver a sleek, seamless appearance with matching trims and joints available in complementary wood tones.



Shadow Gap



Shadow Gap Plus

Note: Images shown are three adjoining boards to show shadow gap effect

NatureClad **Shadow Gap** is available in **all six** of the NatureClad colours.




Chiminea Charcoal Cumulus Grey Morning Dew Silver



Moonlight Anthracite Coastal Sand Rich Espresso

NatureClad **Shadow Gap Plus** is available in **Cumulus Grey** and **Coastal Sand**.



Cumulus Grey Coastal Sand



Double Shiplap & Double Feather Edge


Double Shiplap and Double Feather Edge is available in all six of the NatureClad colours.

These profiles are extremely versatile and can be used in numerous ways from new build homes to RMI (repairs, maintenance and improvement) projects to garden rooms, lodges and holiday homes.

Just like the Shadow Gap and Shadow Gap Plus products, this range features matching trims and joints, which helps installers achieve a seamless, cohesive finish.

These low maintenance cladding boards offer a realistic wood effect appearance and are quick and easy to install.

You can find information about the full NatureClad collection over the page.



Chiminea Charcoal Cumulus Grey Morning Dew Silver



Moonlight Anthracite Coastal Sand Rich Espresso



Exploring the NatureClad Collection

DURABLE & LOW-MAINTENANCE

Finished with a protective PVDF layer, the NatureClad range is easy to clean, low maintenance and will look great for years to come. NatureClad comes with a 15 year guarantee, which applies to both the structure and finish of the product.

LIGHTWEIGHT & QUICK TO INSTALL

Get the look and feel of natural wood without the additional weight. NatureClad is lightweight and easy to handle, reducing the structural load of your application. Double plank solutions are available to save installation time.

MAINTENANCE & AFTERCARE

NatureClad is an extremely low maintenance cladding system and keeping it looking its best couldn't be simpler. It can be cleaned with warm soapy water, using a cloth or sponge. Avoid using any glass/PVC cleaning products or any forms of bleach or solvents and do not scrub the cladding with any abrasive cleaning products. Please refer to the 'NatureClad Maintenance & Aftercare' document for full guidance.

INSTALLATION GUIDANCE

The surface of NatureClad has a high resistance to heat absorption which permits the product range to be installed using the standard installation instructions of light-coloured textured cladding. Please refer to the 'NatureClad Installation Guide' for full guidance. This includes information on how to prepare your surface for installation, how to properly ventilate the cladding system, and guidance on trim and cladding plank installation.



THE FULL NATURECLAD PRODUCT RANGE

CLADDING BOARDS

SHADOW GAP

PRODUCT CODE	COLOUR	PACK QTY	PROFILE
NC165CC	Chiminea Charcoal	5 x 5m	165mm Shadow Gap
NC165CG	Cumulus Grey		
NC165MS	Morning Dew Silver		
NC165MA	Moonlight Anthracite		
NC165CS	Coastal Sand		
NC165RE	Rich Espresso		

SHADOW GAP PLUS

PRODUCT CODE	COLOUR	PACK QTY	PROFILE
NCS165CG	Cumulus Grey	5 x 5m	165mm Shadow Gap Plus
NCS165CS	Coastal Sand		



DOUBLE SHIPLAP

PRODUCT CODE	COLOUR	PACK QTY	PROFILE
NC300CC	Chiminea Charcoal	4 x 5m	300mm Double Shiplap
NC300CG	Cumulus Grey		
NC300MS	Morning Dew Silver		
NC300MA	Moonlight Anthracite		
NC300CS	Coastal Sand		
NC300RE	Rich Espresso		
NC3006CC	Chiminea Charcoal	4 x 6m	300mm Double Shiplap
NC3006CG	Cumulus Grey		
NC3006MS	Morning Dew Silver		
NC3006MA	Moonlight Anthracite		
NC3006CS	Coastal Sand		
NC3006RE	Rich Espresso		

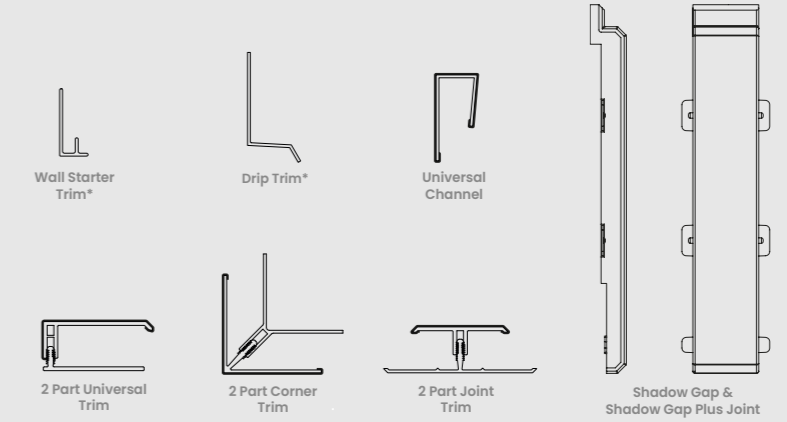
DOUBLE FEATHER EDGE

PRODUCT CODE	COLOUR	PACK QTY	PROFILE
NC270CC	Chiminea Charcoal	4 x 5m	270mm Double Feather Edge
NC270CG	Cumulus Grey		
NC270MS	Morning Dew Silver		
NC270MA	Moonlight Anthracite		
NC270CS	Coastal Sand		
NC270RE	Rich Espresso		
NC2706CC	Chiminea Charcoal	4 x 6m	270mm Double Feather Edge
NC2706CG	Cumulus Grey		
NC2706MS	Morning Dew Silver		
NC2706MA	Moonlight Anthracite		
NC2706CS	Coastal Sand		
NC2706RE	Rich Espresso		

TRIMS AND JOINTS


PRODUCT CODE	COLOUR	TRIM/JOINT	PACK QTY
5510W	White	Wall Starter	10 x 5m
5506W	White	Drip Trim	10 x 5m
NCUCHCC	Chiminea Charcoal	Universal Channel	2 x 5m
NCUCHCG	Cumulus Grey	Universal Channel	
NCUCHMS	Morning Dew Silver	Universal Channel	
NCUCHMA	Moonlight Anthracite	Universal Channel	
NCUCHCS	Coastal Sand	Universal Channel	
NCUCHRE	Rich Espresso	Universal Channel	
NC2PTUNICC	Chiminea Charcoal	2 Part Universal	2 pairs of 5m (Male & Female)
NC2PTUNICG	Cumulus Grey	2 Part Universal	
NC2PTUNIMS	Morning Dew Silver	2 Part Universal	
NC2PTUNIMA	Moonlight Anthracite	2 Part Universal	
NC2PTUNICS	Coastal Sand	2 Part Universal	
NC2PTUNIRE	Rich Espresso	2 Part Universal	
NC2PTCNRCC	Chiminea Charcoal	2 Part Corner	
NC2PTCNRCG	Cumulus Grey	2 Part Corner	
NC2PTCNRMS	Morning Dew Silver	2 Part Corner	
NC2PTCNRMA	Moonlight Anthracite	2 Part Corner	
NC2PTCNRCS	Coastal Sand	2 Part Corner	
NC2PTCNRRE	Rich Espresso	2 Part Corner	
NC2PTJNTCC	Chiminea Charcoal	2 Part Joint	
NC2PTJNTCG	Cumulus Grey	2 Part Joint	
NC2PTJNTMS	Morning Dew Silver	2 Part Joint	
NC2PTJNTMA	Moonlight Anthracite	2 Part Joint	
NC2PTJNTCS	Coastal Sand	2 Part Joint	
NC2PTJNTRE	Rich Espresso	2 Part Joint	

PRODUCT CODE	COLOUR	TRIM/JOINT	PACK QTY
NCJNTCC	Chiminea Charcoal	Shadow Gap Joint	Pack of 5
NCJNTCG	Cumulus Grey	Shadow Gap Joint	
NCJNTMS	Morning Dew Silver	Shadow Gap Joint	
NCJNTMA	Moonlight Anthracite	Shadow Gap Joint	
NCJNTCS	Coastal Sand	Shadow Gap Joint	
NCJNTRE	Rich Espresso	Shadow Gap Joint	Pack of 5
NCSJNTCG	Cumulus Grey	Shadow Gap Plus Joint	
NCSJNTCS	Coastal Sand	Shadow Gap Plus Joint	



The NatureClad range of trims are colour matched with the same premium quality super-matt finish as the cladding boards.


*Wall Starter Trims and Drip Trims are available in White only.
 ^Shadow Gap and Shadow Gap Plus is only available in 5m lengths.



Shadow Gap



Shadow Gap Plus



Premium Quality Super-Matt Finish



Lightweight & Quick to Install



Durable & Easy to Clean



Recyclable



Available in 5m & 6m^a Lengths



Fade and Stain Resistant



HIGH DEFINITION
WOODGRAIN
TEXTURE



Double Feather Edge

Double Shiplap



— HIGH DEFINITION —
WOODGRAIN
TEXTURE

Inspired by nature

All of the foil finishes in NatureClad's range exhibit realistic grains and textures, reflecting the appealing characteristics associated with timber. NatureClad is ready to bring a statement to any project.

Available in six contemporary wood tones

NatureClad's colour palette ranges from cool, modern greys to natural, warm hues. These textured timber finishes complement both contemporary and traditional builds. What's more, no batch matching is required to ensure consistency in colour and texture between cladding boards, joints and trims.

Super-matt finish

Not only does NatureClad look the part, its super-matt, textured surface makes it feel great too, creating a premium realistic finish to this exciting product range.

Chiminea Charcoal



Morning Dew Silver



Coastal Sand



Cumulus Grey



Moonlight Anthracite



Rich Espresso



NatureClad®

FEEL THE GREAT OUTDOORS

Every effort has been made to accurately reproduce NatureClad colours in this brochure, but due to print limitations, the colours shown may not exactly match the cladding or trims.

We would always recommend asking for a free sample from your stockist or alternatively, email info@kestrelbp.co.uk.

Kestrel®

Rely on us.

Kestrel, Billet Lane, Normanby Enterprise Park, Normanby Road,
Scunthorpe, North Lincolnshire, DN15 9YH

01724 400500

kestrelbp.co.uk

